



BI Norwegian Business School

Exchange Report

Tse Yan Man, Idy

Marketing & Operations Management

Fall 2016

Monthly Log

August


I arrived Oslo on 9th August 2016 with two UST students. We did not join the pick-up service as it was offered only between 12th to 14th August. We went to IKEA to buy necessities on the day of arrival. We joined some orientation activities including Coffee gathering, sunset at the Opera House, bus sightseeing, talks about how to be a BI student, and several picnics. We explored the city during the month, we went Akershus Fortress, National Gallery, Holmenkollen Ski Jump Tower, Sculpture Park and etc. School started on 22nd August.



September


Since the school work was not too heavy. I travelled every weekend. I went to Bergen to hike to Trolltunga on the first weekend with some Hong Kong friends in Norway. On the second week, I had a 4-day Iceland trip, and after that I had another hiking trips to Stavanger, I hiked to Pulpit Rock and Kjerag. At the end of September, I travelled to Nottingham, Edinburgh and Glasgow. If you wish to hike in Norway, you should better go earlier as the mountain will be closed after October as the snow may cause danger to the hikers. Also, make sure that you are physically fit as the mountains in Norway are quite challenging when compared to those in Hong Kong.






October

I went to Paris and Amsterdam during the month. I finished my first assignment when I was in Paris. I did not travel a lot during the months because I had to attend a whole day simulation for the course Supply Chain Management. I registered for BI-nner. It was a free dinner organized by the International Student Association every month. I had the chance to meet other international students. The committee will announce the registration details on Facebook page. I also did a few BI experiments to earn some money.




November

The weather was getting cold in November. First snow occurred at the first week of November. Many of my friends and I were excited as this was our first experience of snow. We played snowball fight and built snowman at the Sogsvann Lake. I travelled to Stockholm and Copenhagen at the second week of November. After that, I started the preparation for my exams.



December

I finished my exams on 1st December 2016. I did not start travelling immediately as I still had some projects to work on. I went to Sogsvann Lake as it was frozen and I could walk on it. I visited London for 4 days afterwards. After the trip, I went back to Oslo to have a farewell dinner with some of the international students and check out my room in Kringsja. Hence, I started my 20-day trip to Eastern Europe on 21st December. I went to Prague, Vienna, Budapest, Krakow and Berlin. I spent the Christmas and New Year in Prague and Budapest respectively. I returned Hong Kong on 14th January 2017.



General Exchange Information

Visa Procedures

Once you receive the admission letter from BI, you can apply for the Visa. I called the Norway Consulate for an appointment in May. They will send you the application form and a list of documents needed. Remember to apply the Visa as soon as possible as this may take up to a month. It costed HKD 2924, this amount may vary due to exchange rates. I received a letter from the Consulate in late May. Bring everything to Norway as these documents might be checked at the airport in both HK and Norway. After arrival, BI will arrange a day for all international students to make an appointment with the Police for the residence permit.

Orientation Activities

Most of the orientation activities were held in August. As mentioned in the monthly log, I joined most of the free orientation activities with friends from Hong Kong. It is a nice chance to meet other people. There was a week called Fadderullan, in which there were different activities held every day after the orientation week. I did not join any of them as most activities are parties.

International Services & Activities

BI will invite all exchange students to join a Facebook page. Information about orientation and other activities will also be posted. If you have any problems, you can also address your concerns here. I could even see people posting in the group to seek for travel buddies. Apart from the school, you can join Erasmus Facebook group, which is an International Student Organization within Oslo.

Accommodations

All UST students lived in Kringsja student village. It is 20 minutes from both BI and the city centre. Two girls and I lived in Block 36, there is laundry at the basement. However, it was a bit far away from the metro station. We lived on different floors as we would like to meet more friends. I lived on the ground floor, the monthly rent was NOK 3398 per month, which was slightly cheaper than those living upstairs.



Courses Registration

Course registration was in early July. Unlike UST, you just had to fill in an online form. You could check if your registration was successful in at.bi. Most courses account for 7.5 ECTs, the maximum ECTs took in one semester is 30.

Teaching & Assessment Methods

I studied four courses during the semester.

EXC 3650 Supply Chain Management (equivalent to ISOM 4770 Supply Chain Management)

30% of the grade is from a simulation assignment, while 70% is final examination in essay. It contained quite a lot of technical terms which was totally new to me. The in-class simulation was quite fun and based on the simulation, I had to write a 8-page reflection. The professor was very friendly and gave a lot of guidance.

ELE 3709 Project Management (equivalent to ISOM 4750: Business Project Management)

This course is 100% final exam. The workload is very mild. The content is similar to ISOM 2700. The professor will explain the past paper questions after teaching each topic. I memorised all the past paper questions and got a decent grade.

ELE 3746 Tactical Marketing (equivalent to MARK electives)

100% term paper. There was only 6 lectures during the semester. A group of 3 students needed to perform a simulation online, there were different tasks every week. The workload was not too big. My groupmates were from Norway and Singapore, it was a rewarding experience to work with people of different nationalities.

ELE 3775 Product and Price Strategy (equivalent to MARK electives)

30% simulation assignment and 70% term paper. The content taught is similar to Mark 2130. The professor used a lot of examples to illustrate the principles. The simulation was about designing a brand and launching it in the market. After the simulation, we had to write a report to explain our decisions and reflect on the results.

Sports & Recreation Facilities

There is a gym room in BI. BI will send emails to students for information regarding subscription.

Finance & Banking

I did not bring sufficient NOK to Norway, so I used Citibank Plus for cash withdrawal. Credit card is very common in Norway, you can use it almost in everywhere. I spent around \$82000 for the whole exchange, half of it accounts for travelling expenses.

Health & Safety

Norway is a very safe country, so you don't have to worry about any safety issues. People are also very nice.

Food

Norway is famous for its high cost of living. I went Groland once a week to buy cheap and fresh vegetables. For other food, I usually went Kiwi, Rema 1000 and Coop. First Price was a brand which includes almost all type of food, offered in a lower price than other brands.

Transportation

With a 30-day student ticket, you could travel anywhere in Oslo in any means of transportation. The ticket costs NOK414.

Climate

It was around 20 degree when I first arrived Oslo in August. The weather gradually became colder in October. It started to fall below zero in November. Be prepared to bring a wind-proof and down jacket.

Communication

Norwegians can speak fluent English, so there is no communication problem. They are very friendly and are willing to offer help. I was always helped by people in the Metro to help me take the heavy luggage in and out of the platform.

Items to bring

- Letter of residence permit
- Admission letter
- Passport
- Financial calculator
- Adaptor
- Wifi router
- Heat-techs
- Down jacket and wind-proof jacket
- Big backpacks
- Waterproof boots

Useful Links and Contacts

- <http://www.visitoslo.com/en/>

Conclusion

Exchange is a once in a lifetime chance to enrich yourself. You could really learn a lot in this half year and I know myself better as well. If you want to experience something new and enjoy the snow, don't hesitate and apply for exchange in BI!

